



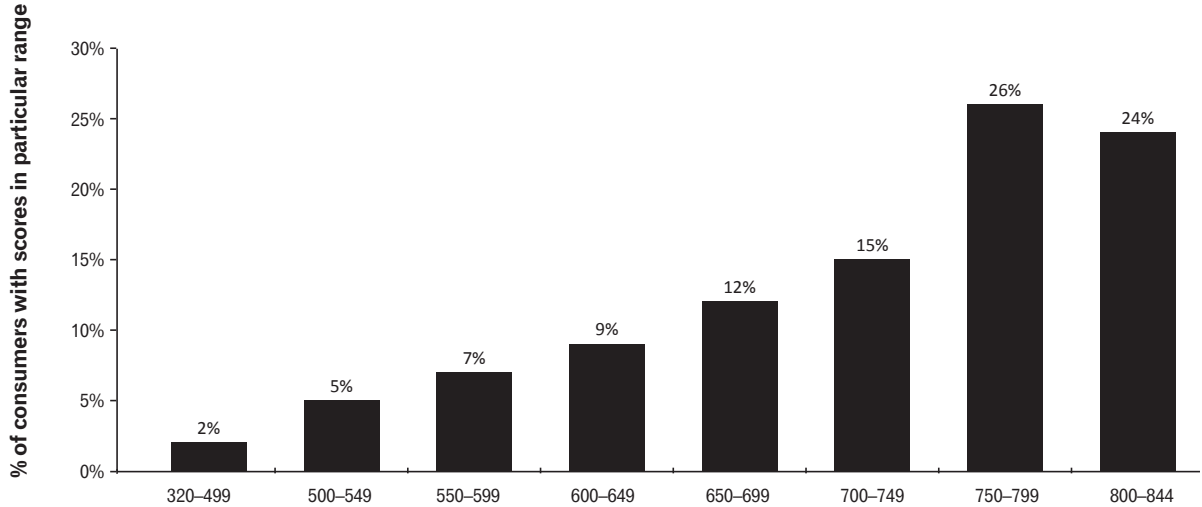
475 Anton Boulevard  
Costa Mesa, CA 92626  
[www.experian.com](http://www.experian.com)

To view a specific graph or table, click on the respective link below.

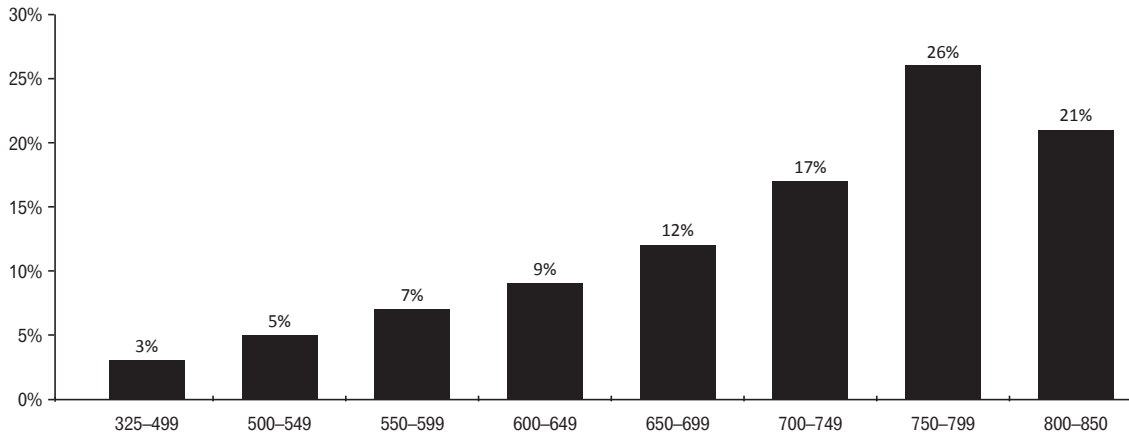
## Risk Based Pricing Rule — FICO® Score

---

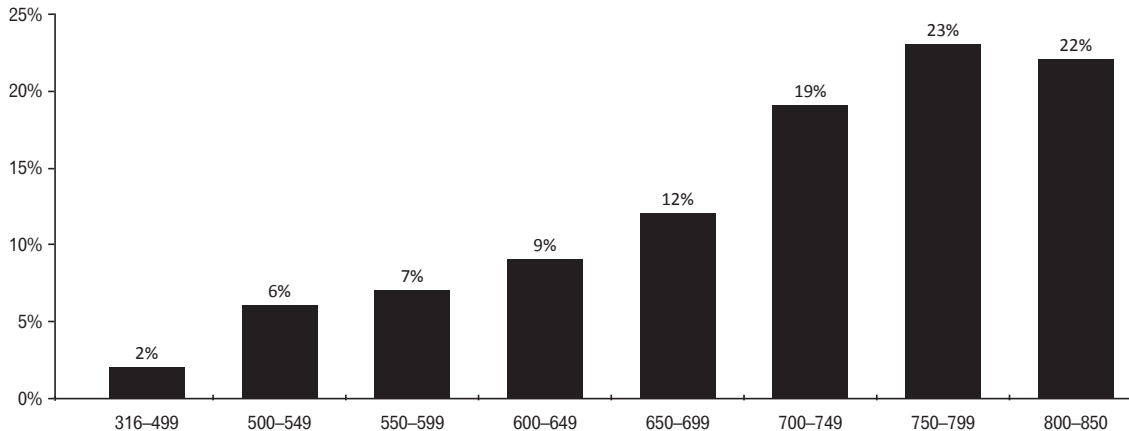
- FICO® Score 2 Graph, EXF3G-N
- FICO® Score 2 Table, EXF3G-N
- FICO® Score 3 Graph, EXF4G-N
- FICO® Score 3 Table, EXF4G-N
- FICO® Score 8 Graph, EXF5G-N
- FICO® Score 8 Table, EXF5G-N
- FICO® Score 9 Graph, EXF6G-N
- FICO® Score 9 Table, EXF6G-N
- FICO® Score 10 Graph, EXF7G-N
- FICO® Score 10 Table, EXF7G-N
- FICO® Score 10 T Graph, EXT7G-N
- FICO® Score 10 T Table, EXT7G-N
- UltraFICO® Score Graph, EXUF1-J
- UltraFICO® Score Table, EXUF1-J

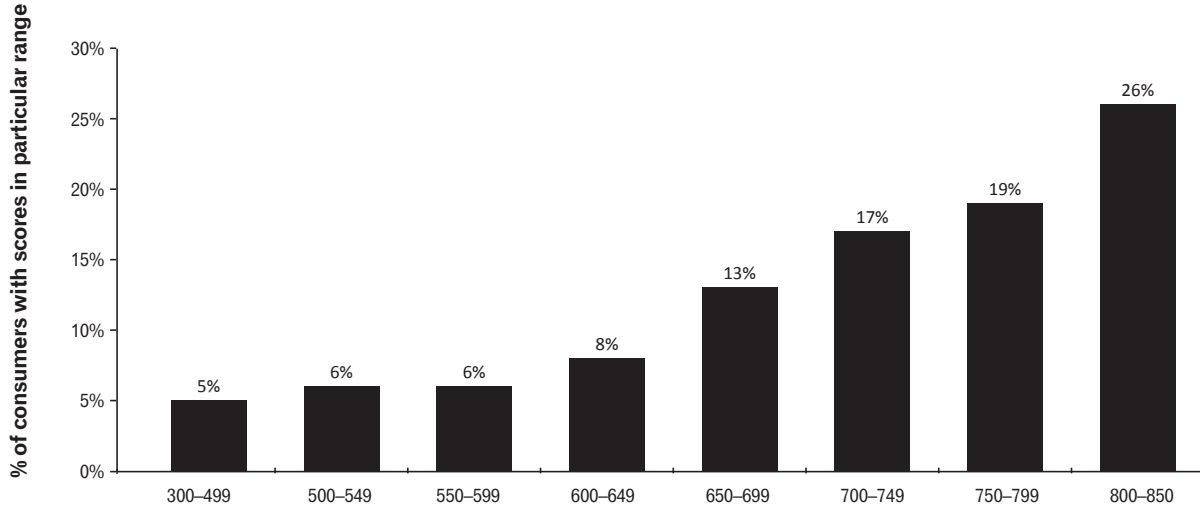


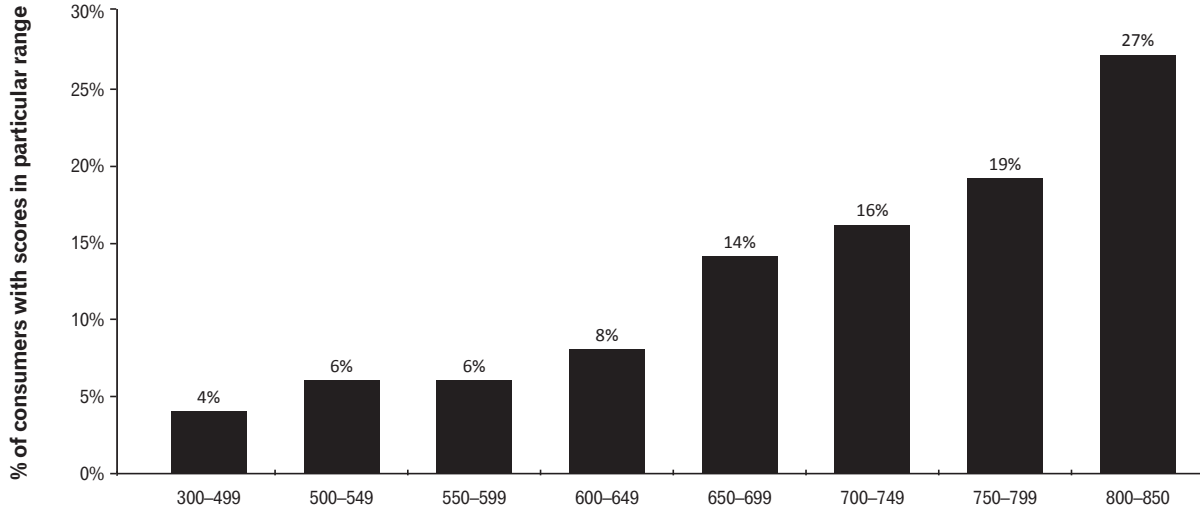
% of consumers with scores in particular range

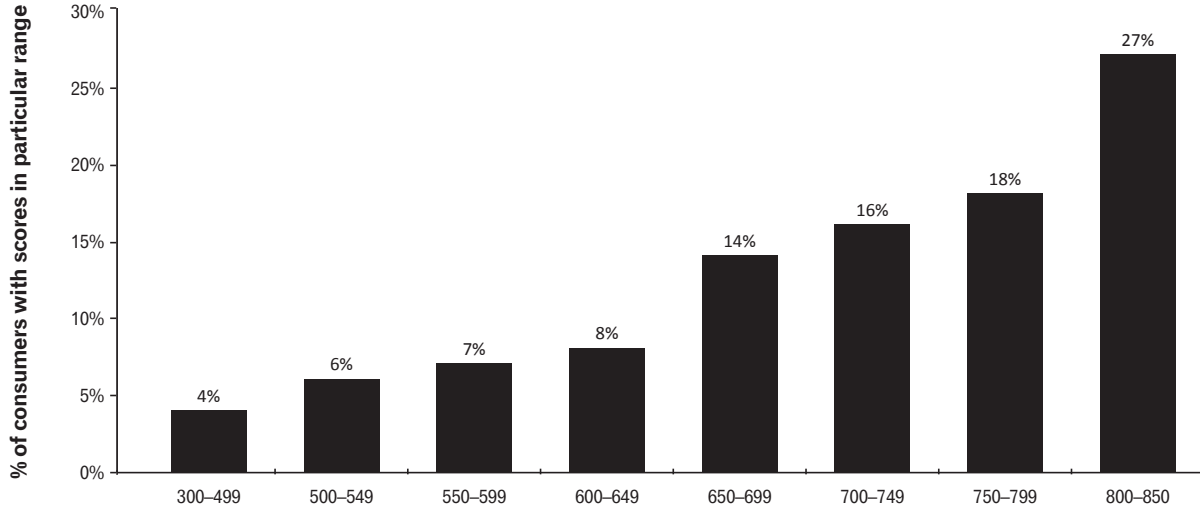


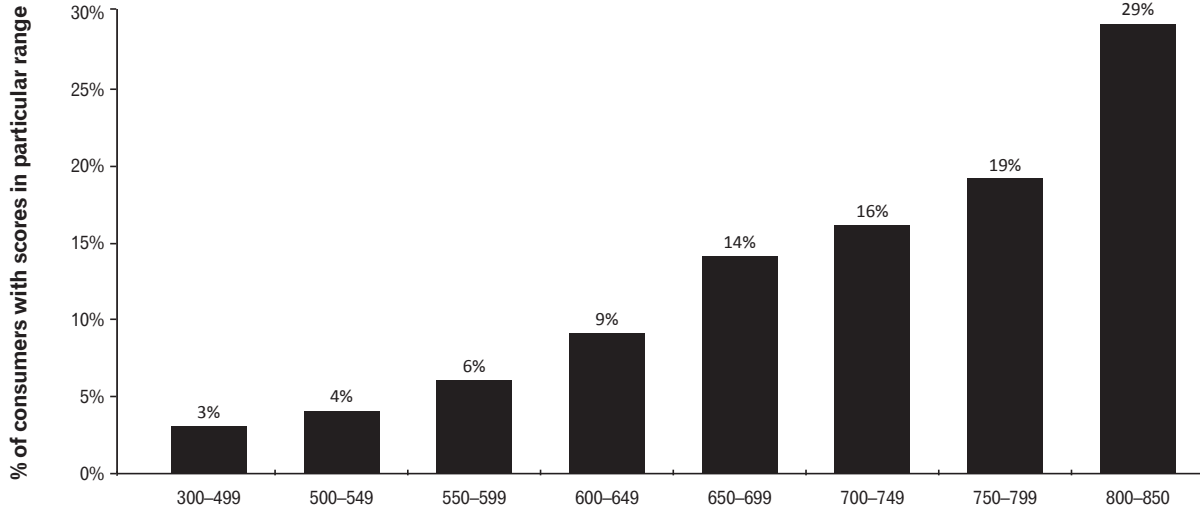
% of consumers with scores in particular range















FICO® Score 2		
Score Range Min	Score Range Max	Cumulative %
320	479	1%
480	497	2%
498	510	3%
511	522	4%
523	532	5%
533	542	6%
543	551	7%
552	560	8%
561	568	9%
569	575	10%
576	582	11%
583	588	12%
589	594	13%
595	600	14%
601	606	15%
607	611	16%
612	617	17%
618	622	18%
623	627	19%
628	632	20%
633	637	21%
638	643	22%
644	647	23%
648	652	24%
653	657	25%
658	661	26%
662	666	27%
667	669	28%
670	674	29%
675	678	30%
679	683	31%
684	687	32%
688	691	33%
692	695	34%
696	700	35%
701	703	36%

**FICO® Score 2**

<b>Score Range Min</b>	<b>Score Range Max</b>	<b>Cumulative %</b>
704	707	37%
708	711	38%
712	715	39%
716	719	40%
720	722	41%
723	726	42%
727	729	43%
730	732	44%
733	735	45%
736	738	46%
739	741	47%
742	744	48%
745	747	49%
748	750	50%
751	752	51%
753	755	52%
756	757	53%
758	760	54%
761	762	55%
763	765	56%
766	766	57%
767	769	58%
770	771	59%
772	773	60%
774	775	61%
776	777	62%
778	779	63%
780	781	64%
782	783	65%
784	785	66%
786	787	67%
788	788	68%
789	789	69%
790	790	70%
791	792	71%
793	793	72%
794	795	73%
796	797	74%
798	798	75%

**FICO® Score 2**

<b>Score Range Min</b>	<b>Score Range Max</b>	<b>Cumulative %</b>
799	800	76%
801	801	77%
802	803	78%
804	804	79%
805	805	80%
806	807	81%
808	808	82%
809	809	83%
810	811	84%
812	812	85%
813	814	86%
815	815	87%
816	816	88%
817	818	89%
819	820	90%
821	821	91%
822	822	92%
823	824	93%
825	826	94%
827	828	95%
829	830	96%
831	832	97%
833	837	98%
838	839	99%
840	844	100%



FICO® Score 3		
Score Range Min	Score Range Max	Cumulative %
325	469	1%
470	487	2%
488	500	3%
501	512	4%
513	522	5%
523	532	6%
533	541	7%
542	550	8%
551	558	9%
559	565	10%
566	573	11%
574	580	12%
581	586	13%
587	593	14%
594	599	15%
600	605	16%
606	611	17%
612	617	18%
618	623	19%
624	628	20%
629	633	21%
634	639	22%
640	644	23%
645	649	24%
650	654	25%
655	658	26%
659	663	27%
664	667	28%
668	671	29%
672	675	30%
676	679	31%
680	683	32%
684	686	33%
687	690	34%
691	694	35%
695	697	36%

**FICO® Score 3**

<b>Score Range Min</b>	<b>Score Range Max</b>	<b>Cumulative %</b>
698	700	37%
701	704	38%
705	707	39%
708	710	40%
711	713	41%
714	716	42%
717	719	43%
720	722	44%
723	725	45%
726	728	46%
729	731	47%
732	734	48%
735	737	49%
738	740	50%
741	743	51%
744	746	52%
747	748	53%
749	751	54%
752	754	55%
755	756	56%
757	759	57%
760	761	58%
762	764	59%
765	766	60%
767	768	61%
769	771	62%
772	773	63%
774	775	64%
776	777	65%
778	779	66%
780	781	67%
782	783	68%
784	784	69%
785	786	70%
787	788	71%
789	789	72%
790	791	73%
792	792	74%
793	794	75%

**FICO® Score 3**

<b>Score Range Min</b>	<b>Score Range Max</b>	<b>Cumulative %</b>
795	796	76%
797	797	77%
798	798	78%
799	799	79%
800	801	80%
802	802	81%
803	804	82%
805	806	83%
807	807	84%
808	808	85%
809	809	86%
810	810	87%
811	812	88%
813	814	89%
815	816	90%
817	817	91%
818	818	92%
819	819	94%
820	822	95%
823	823	96%
824	826	97%
827	830	98%
831	834	99%
835	850	100%



FICO® Score 8		
Score Range Min	Score Range Max	Cumulative %
316	479	1%
480	494	2%
495	505	3%
506	515	4%
516	524	5%
525	533	6%
534	541	7%
542	549	8%
550	556	9%
557	564	10%
565	571	11%
572	578	12%
579	585	13%
586	592	14%
593	599	15%
600	605	16%
606	611	17%
612	618	18%
619	624	19%
625	629	20%
630	635	21%
636	641	22%
642	646	23%
647	651	24%
652	655	25%
656	660	26%
661	664	27%
665	669	28%
670	673	29%
674	677	30%
678	682	31%
683	685	32%
686	689	33%
690	693	34%
694	696	35%
697	700	36%

**FICO® Score 8**

<b>Score Range Min</b>	<b>Score Range Max</b>	<b>Cumulative %</b>
701	703	37%
704	706	38%
707	710	39%
711	713	40%
714	714	41%
715	718	42%
719	721	43%
722	724	44%
725	727	45%
728	729	46%
730	732	47%
733	735	48%
736	737	49%
738	740	50%
741	742	51%
743	743	52%
744	745	53%
746	747	54%
748	750	55%
751	752	56%
753	755	57%
756	757	58%
758	760	59%
761	762	60%
763	764	61%
765	766	62%
767	769	63%
770	771	64%
772	773	65%
774	775	66%
776	777	67%
778	780	68%
781	781	69%
782	784	70%
785	786	71%
787	788	72%
789	789	73%
790	792	74%
793	794	75%



**FICO® Score 8**

<b>Score Range Min</b>	<b>Score Range Max</b>	<b>Cumulative %</b>
795	796	76%
797	797	77%
798	799	78%
800	801	79%
802	803	80%
804	805	81%
806	807	82%
808	809	83%
810	811	84%
812	812	85%
813	814	86%
815	816	87%
817	818	88%
819	820	89%
821	822	90%
823	824	91%
825	826	92%
827	829	93%
830	831	94%
832	834	95%
835	838	96%
839	841	97%
842	846	98%
847	849	99%
850	850	100%



FICO® Score 9		
Score Range Min	Score Range Max	Cumulative %
300	444	1%
445	465	2%
466	480	3%
481	492	4%
493	502	5%
503	512	6%
513	521	7%
522	530	8%
531	538	9%
539	547	10%
548	555	11%
556	563	12%
564	571	13%
572	579	14%
580	587	15%
588	594	16%
595	602	17%
603	609	18%
610	617	19%
618	623	20%
624	630	21%
631	636	22%
637	641	23%
642	645	24%
646	650	25%
651	655	26%
656	660	27%
661	665	28%
666	669	29%
670	673	30%
674	678	31%
679	681	32%
682	685	33%
686	689	34%
690	692	35%
693	696	36%

**FICO® Score 9**

<b>Score Range Min</b>	<b>Score Range Max</b>	<b>Cumulative %</b>
697	698	37%
699	701	38%
702	705	39%
706	708	40%
709	711	41%
712	714	42%
715	717	43%
718	718	44%
719	722	45%
723	725	46%
726	727	47%
728	731	48%
732	734	49%
735	736	50%
737	739	51%
740	743	52%
744	746	53%
747	748	54%
749	751	55%
752	754	56%
755	757	57%
758	761	58%
762	763	59%
764	766	60%
767	769	61%
770	772	62%
773	774	63%
775	777	64%
778	779	65%
780	781	66%
782	784	67%
785	786	68%
787	788	69%
789	791	70%
792	793	71%
794	795	72%
796	798	73%
799	800	74%
801	802	75%

**FICO® Score 9**

<b>Score Range Min</b>	<b>Score Range Max</b>	<b>Cumulative %</b>
803	804	76%
805	806	77%
807	808	78%
809	810	79%
811	812	80%
813	814	81%
815	816	82%
817	818	83%
819	820	84%
821	822	85%
823	824	86%
825	826	87%
827	827	88%
828	829	89%
830	831	90%
832	832	91%
833	834	92%
835	836	93%
837	838	94%
839	840	95%
841	843	96%
844	847	97%
848	849	98%
850	850	100%



FICO® Score 10		
Score Range Min	Score Range Max	Cumulative %
300	448	1%
449	470	2%
471	484	3%
485	496	4%
497	507	5%
508	516	6%
517	525	7%
526	534	8%
535	543	9%
544	551	10%
552	559	11%
560	567	12%
568	575	13%
576	583	14%
584	590	15%
591	598	16%
599	605	17%
606	612	18%
613	619	19%
620	625	20%
626	631	21%
632	636	22%
637	642	23%
643	647	24%
648	651	25%
652	656	26%
657	660	27%
661	664	28%
665	668	29%
669	672	30%
673	675	31%
676	679	32%
680	683	33%
684	686	34%
687	690	35%
691	693	36%

**FICO® Score 10**

<b>Score Range Min</b>	<b>Score Range Max</b>	<b>Cumulative %</b>
694	696	37%
697	699	38%
700	703	39%
704	706	40%
707	709	41%
710	710	42%
711	713	43%
714	716	44%
717	720	45%
721	723	46%
724	726	47%
727	730	48%
731	733	49%
734	736	50%
737	739	51%
740	742	52%
743	745	53%
746	748	54%
749	751	55%
752	754	56%
755	757	57%
758	760	58%
761	763	59%
764	765	60%
766	768	61%
769	771	62%
772	774	63%
775	777	64%
778	779	65%
780	782	66%
783	784	67%
785	787	68%
788	790	69%
791	792	70%
793	794	71%
795	797	72%
798	799	73%
800	801	74%
802	803	75%

**FICO® Score 10**

<b>Score Range Min</b>	<b>Score Range Max</b>	<b>Cumulative %</b>
804	806	76%
807	808	77%
809	810	78%
811	812	79%
813	814	80%
815	816	81%
817	818	82%
819	820	83%
821	822	84%
823	824	85%
825	826	86%
827	828	87%
829	829	88%
830	831	89%
832	833	90%
834	836	91%
837	839	92%
840	841	93%
842	844	94%
845	846	95%
847	848	96%
849	849	97%
850	850	100%



FICO® Score 10 T		
Score Range Min	Score Range Max	Cumulative %
300	449	1%
450	470	2%
471	484	3%
485	496	4%
497	507	5%
508	516	6%
517	525	7%
526	534	8%
535	543	9%
544	551	10%
552	559	11%
560	567	12%
568	575	13%
576	583	14%
584	590	15%
591	597	16%
598	604	17%
605	611	18%
612	618	19%
619	624	20%
625	630	21%
631	636	22%
637	641	23%
642	646	24%
647	651	25%
652	655	26%
656	659	27%
660	663	28%
664	667	29%
668	671	30%
672	675	31%
676	678	32%
679	682	33%
683	685	34%
686	689	35%
690	691	36%



**FICO® Score 10 T**

<b>Score Range Min</b>	<b>Score Range Max</b>	<b>Cumulative %</b>
692	695	37%
696	698	38%
699	702	39%
703	705	40%
706	707	41%
708	709	42%
710	713	43%
714	716	44%
717	719	45%
720	722	46%
723	726	47%
727	729	48%
730	732	49%
733	736	50%
737	739	51%
740	742	52%
743	745	53%
746	748	54%
749	751	55%
752	754	56%
755	757	57%
758	760	58%
761	763	59%
764	766	60%
767	769	61%
770	772	62%
773	775	63%
776	778	64%
779	780	65%
781	783	66%
784	786	67%
787	788	68%
789	791	69%
792	794	70%
795	796	71%
797	798	72%
799	801	73%
802	803	74%
804	806	75%

**FICO® Score 10 T**

<b>Score Range Min</b>	<b>Score Range Max</b>	<b>Cumulative %</b>
807	808	76%
809	811	77%
812	813	78%
814	814	79%
815	816	80%
817	818	81%
819	820	82%
821	822	83%
823	825	84%
826	826	85%
827	828	86%
829	830	87%
831	832	88%
833	834	89%
835	837	90%
838	839	91%
840	842	92%
843	844	93%
845	846	94%
847	849	95%
850	850	100%



UltraFICO® Score		
Score Range Min	Score Range Max	Cumulative %
300	456	1%
457	483	2%
484	501	3%
502	515	4%
516	528	5%
529	539	6%
540	549	7%
550	558	8%
559	567	9%
568	575	10%
576	583	11%
584	590	12%
591	597	13%
598	603	14%
604	610	15%
611	616	16%
617	622	17%
623	627	18%
628	632	19%
633	638	20%
639	642	21%
643	647	22%
648	651	23%
652	656	24%
657	660	25%
661	664	26%
665	667	27%
668	671	28%
672	675	29%
676	679	30%
680	682	31%
683	686	32%
687	689	33%
690	692	34%
693	696	35%
697	699	36%

**UltraFICO® Score**

<b>Score Range Min</b>	<b>Score Range Max</b>	<b>Cumulative %</b>
700	702	37%
703	705	38%
706	709	39%
710	712	40%
713	715	41%
716	718	42%
719	721	43%
722	725	44%
726	728	45%
729	731	46%
732	734	47%
735	737	48%
738	740	49%
741	744	50%
745	747	51%
748	750	52%
751	753	53%
754	756	54%
757	759	55%
760	762	56%
763	765	57%
766	768	58%
769	771	59%
772	773	60%
774	776	61%
777	779	62%
780	781	63%
782	784	64%
785	786	65%
787	788	66%
789	791	67%
792	793	68%
794	796	69%
797	798	70%
799	800	71%
801	802	72%
803	804	73%
805	806	74%
807	808	75%

**UltraFICO® Score**

<b>Score Range Min</b>	<b>Score Range Max</b>	<b>Cumulative %</b>
809	810	76%
811	813	77%
814	815	78%
816	816	79%
817	818	80%
819	820	81%
821	821	82%
822	823	83%
824	825	84%
826	827	85%
828	828	86%
829	829	87%
830	831	88%
832	833	89%
834	835	90%
836	837	91%
838	838	92%
839	840	93%
841	842	94%
843	844	95%
845	847	96%
848	849	97%
850	850	100%