

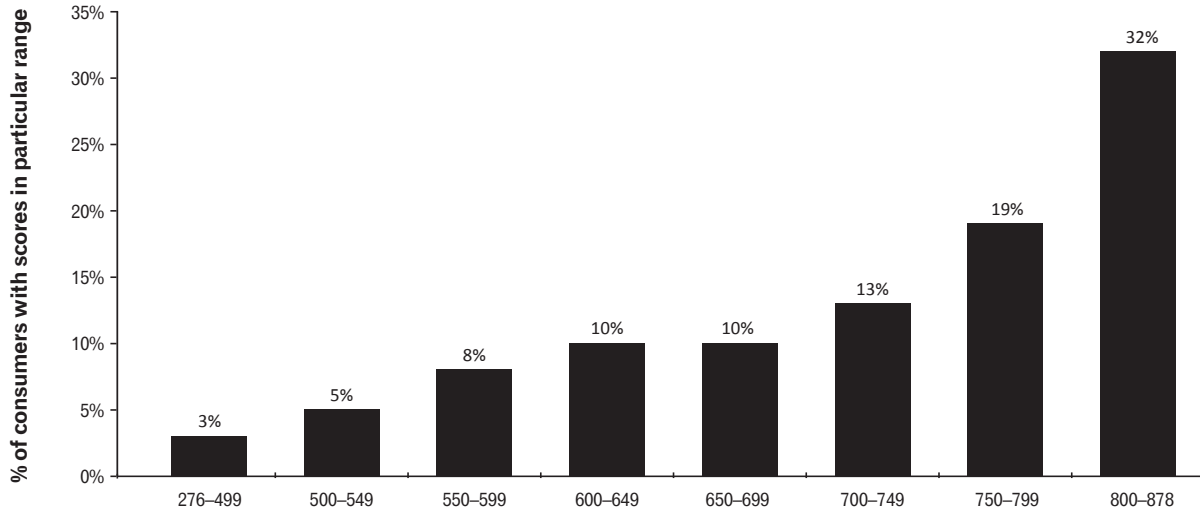


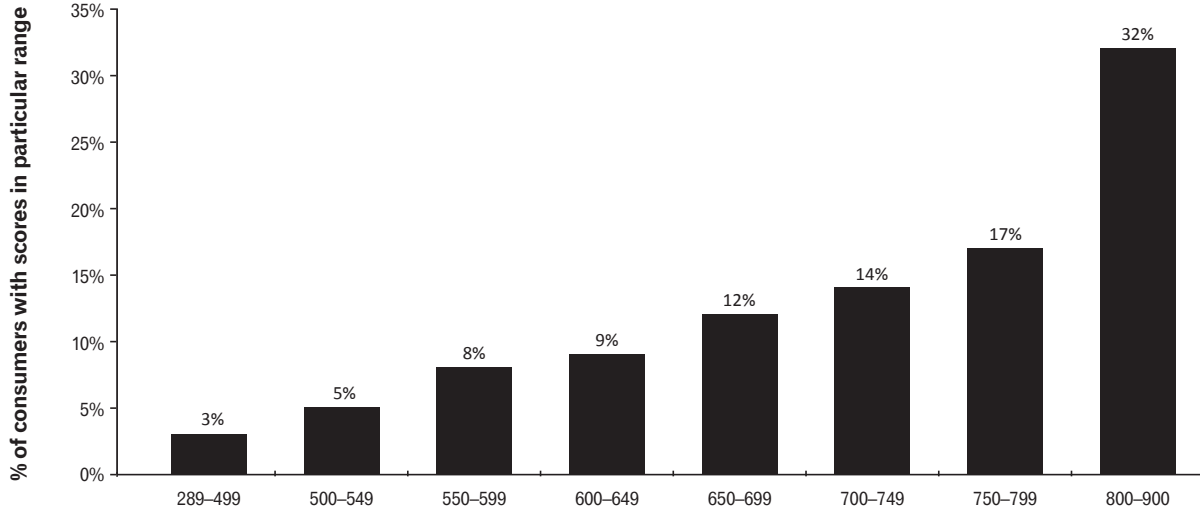
475 Anton Boulevard
Costa Mesa, CA 92626
www.experian.com

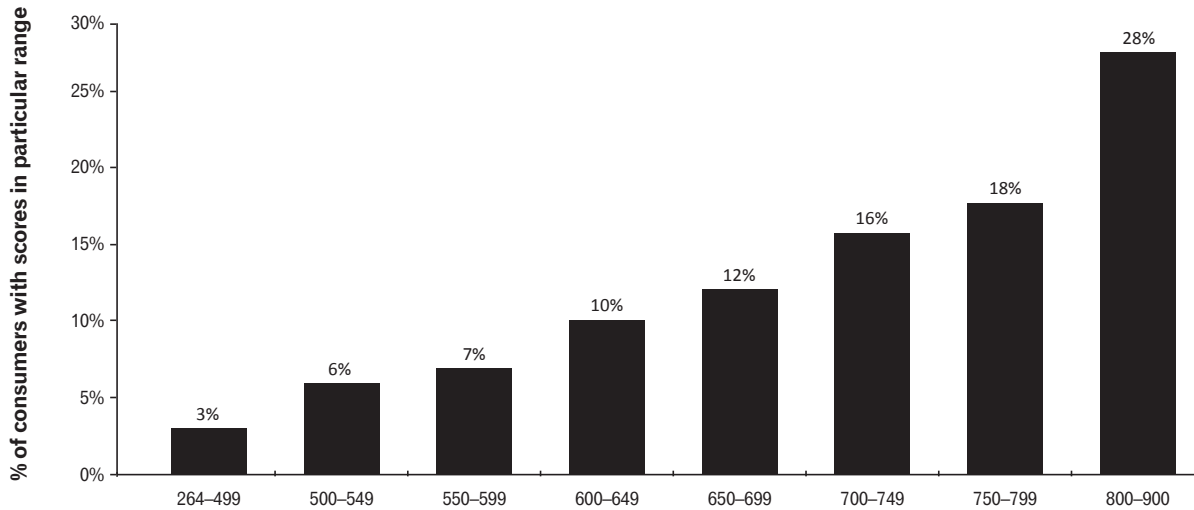
To view a specific graph or table, click on the respective link below.

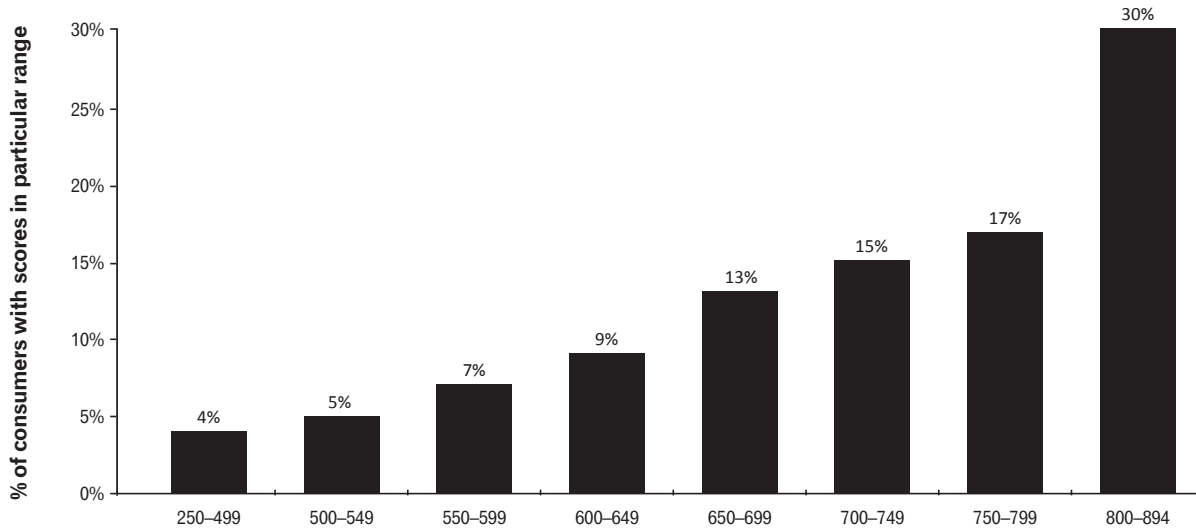
Risk Based Pricing Rule — FICO® Bankcard Score

- FICO® Bankcard Score 2 Graph, EXF3B-N
- FICO® Bankcard Score 2 Table, EXF3B-N
- FICO® Bankcard Score 3 Graph, EXF4B-N
- FICO® Bankcard Score 3 Table, EXF4B-N
- FICO® Bankcard Score 8 Graph, EXF5B-N
- FICO® Bankcard Score 8 Table, EXF5B-N
- FICO® Bankcard Score 9 Graph, EXF6B-N
- FICO® Bankcard Score 9 Table, EXF6B-N
- FICO® Bankcard Score 10 Graph, EXF7B-N
- FICO® Bankcard Score 10 Table, EXF7B-N

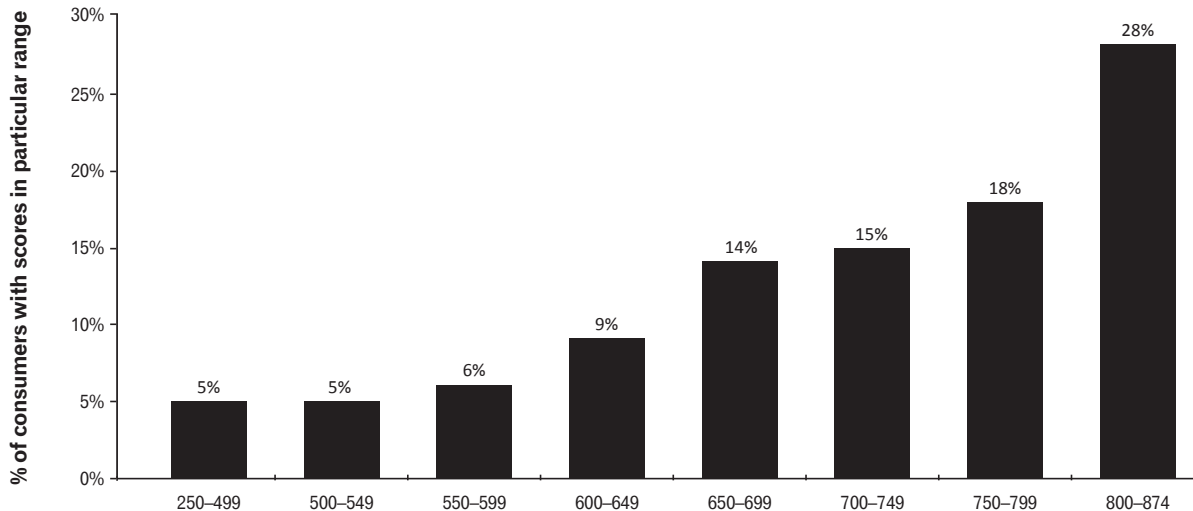




**FICO® Bankcard Score 8**



FICO® Bankcard Score 9



FICO® Bankcard Score 10



FICO® Bankcard Score 2		
Score Range Min	Score Range Max	Cumulative %
276	469	1%
470	490	2%
491	505	3%
506	518	4%
519	529	5%
530	539	6%
540	548	7%
549	556	8%
557	564	9%
565	571	10%
572	577	11%
578	583	12%
584	588	13%
589	594	14%
595	600	15%
601	605	16%
606	610	17%
611	616	18%
617	621	19%
622	626	20%
627	631	21%
632	636	22%
637	641	23%
642	646	24%
647	650	25%
651	656	26%
657	660	27%
661	665	28%
666	670	29%
671	675	30%
676	680	31%
681	685	32%
686	689	33%
690	693	34%
694	698	35%
699	702	36%

FICO® Bankcard Score 2

Score Range Min	Score Range Max	Cumulative %
703	707	37%
708	711	38%
712	715	39%
716	719	40%
720	723	41%
724	726	42%
727	730	43%
731	733	44%
734	738	45%
739	741	46%
742	744	47%
745	747	48%
748	750	49%
751	753	50%
754	757	51%
758	760	52%
761	762	53%
763	765	54%
766	768	55%
769	771	56%
772	773	57%
774	777	58%
778	779	59%
780	781	60%
782	784	61%
785	786	62%
787	788	63%
789	790	64%
791	793	65%
794	795	66%
796	798	67%
799	800	68%
801	802	69%
803	805	70%
806	806	71%
807	808	72%
809	810	73%
811	812	74%
813	814	75%

FICO® Bankcard Score 2

Score Range Min	Score Range Max	Cumulative %
815	816	76%
817	819	77%
820	820	78%
821	822	79%
823	824	80%
825	826	81%
827	827	82%
828	829	83%
830	831	84%
832	833	85%
834	834	86%
835	836	87%
837	839	88%
840	840	89%
841	842	90%
843	844	91%
845	846	92%
847	847	93%
848	849	94%
850	852	95%
853	854	96%
855	857	97%
858	861	98%
862	865	99%
866	878	100%



FICO® Bankcard Score 3		
Score Range Min	Score Range Max	Cumulative %
289	466	1%
467	485	2%
486	500	3%
501	511	4%
512	522	5%
523	530	6%
531	539	7%
540	547	8%
548	555	9%
556	562	10%
563	568	11%
569	576	12%
577	581	13%
582	588	14%
589	594	15%
595	600	16%
601	605	17%
606	611	18%
612	617	19%
618	622	20%
623	628	21%
629	633	22%
634	638	23%
639	643	24%
644	647	25%
648	652	26%
653	657	27%
658	661	28%
662	666	29%
667	670	30%
671	675	31%
676	679	32%
680	683	33%
684	687	34%
688	691	35%
692	695	36%

FICO® Bankcard Score 3

Score Range Min	Score Range Max	Cumulative %
696	699	37%
700	703	38%
704	707	39%
708	711	40%
712	715	41%
716	718	42%
719	722	43%
723	725	44%
726	729	45%
730	733	46%
734	736	47%
737	740	48%
741	743	49%
744	746	50%
747	750	51%
751	753	52%
754	757	53%
758	761	54%
762	764	55%
765	767	56%
768	770	57%
771	773	58%
774	776	59%
777	779	60%
780	782	61%
783	785	62%
786	788	63%
789	791	64%
792	793	65%
794	796	66%
797	798	67%
799	801	68%
802	803	69%
804	805	70%
806	807	71%
808	811	72%
812	813	73%
814	815	74%
816	817	75%

FICO® Bankcard Score 3

Score Range Min	Score Range Max	Cumulative %
818	819	76%
820	821	77%
822	822	78%
823	825	79%
826	827	80%
828	829	81%
830	831	82%
832	833	83%
834	836	84%
837	838	85%
839	840	86%
841	841	87%
842	843	88%
844	844	89%
845	846	90%
847	848	91%
849	850	92%
851	853	93%
854	855	94%
856	857	95%
858	858	96%
859	861	97%
862	867	98%
868	875	99%
876	900	100%



FICO® Bankcard Score 8		
Score Range Min	Score Range Max	Cumulative %
264	467	1%
468	483	2%
484	496	3%
497	505	4%
506	515	5%
516	523	6%
524	532	7%
533	541	8%
542	548	9%
549	556	10%
557	564	11%
565	571	12%
572	578	13%
579	585	14%
586	592	15%
593	597	16%
598	603	17%
604	608	18%
609	614	19%
615	620	20%
621	624	21%
625	629	22%
630	635	23%
636	640	24%
641	645	25%
646	649	26%
650	654	27%
655	659	28%
660	664	29%
665	668	30%
669	672	31%
673	677	32%
678	681	33%
682	685	34%
686	690	35%
691	694	36%

FICO® Bankcard Score 8

Score Range Min	Score Range Max	Cumulative %
695	698	37%
699	701	38%
702	704	39%
705	708	40%
709	710	41%
711	714	42%
715	717	43%
718	721	44%
722	724	45%
725	727	46%
728	732	47%
733	735	48%
736	736	49%
737	740	50%
741	743	51%
744	744	52%
745	746	53%
747	750	54%
751	753	55%
754	756	56%
757	759	57%
760	762	58%
763	766	59%
767	768	60%
769	771	61%
772	774	62%
775	777	63%
778	780	64%
781	782	65%
783	784	66%
785	788	67%
789	790	68%
791	792	69%
793	795	70%
796	797	71%
798	800	72%
801	802	73%
803	804	74%
805	807	75%

FICO® Bankcard Score 8

Score Range Min	Score Range Max	Cumulative %
808	809	76%
810	812	77%
813	814	78%
815	816	79%
817	818	80%
819	820	81%
821	823	82%
824	825	83%
826	827	84%
828	829	85%
830	831	86%
832	834	87%
835	836	88%
837	839	89%
840	841	90%
842	845	91%
846	848	92%
849	851	93%
852	854	94%
855	859	95%
860	863	96%
864	868	97%
869	874	98%
875	882	99%
883	900	100%



FICO® Bankcard Score 9		
Score Range Min	Score Range Max	Cumulative %
250	445	1%
446	467	2%
468	482	3%
483	495	4%
496	506	5%
507	516	6%
517	524	7%
525	533	8%
534	542	9%
543	551	10%
552	558	11%
559	566	12%
567	574	13%
575	581	14%
582	589	15%
590	596	16%
597	604	17%
605	611	18%
612	617	19%
618	623	20%
624	629	21%
630	634	22%
635	639	23%
640	643	24%
644	648	25%
649	653	26%
654	657	27%
658	662	28%
663	666	29%
667	670	30%
671	674	31%
675	678	32%
679	682	33%
683	685	34%
686	689	35%
690	693	36%

FICO® Bankcard Score 9

Score Range Min	Score Range Max	Cumulative %
694	696	37%
697	698	38%
699	702	39%
703	706	40%
707	708	41%
709	712	42%
713	716	43%
717	717	44%
718	720	45%
721	724	46%
725	727	47%
728	731	48%
732	734	49%
735	738	50%
739	741	51%
742	745	52%
746	748	53%
749	751	54%
752	754	55%
755	758	56%
759	761	57%
762	765	58%
766	768	59%
769	771	60%
772	775	61%
776	778	62%
779	781	63%
782	784	64%
785	786	65%
787	789	66%
790	792	67%
793	793	68%
794	796	69%
797	798	70%
799	801	71%
802	803	72%
804	806	73%
807	808	74%
809	810	75%

FICO® Bankcard Score 9

Score Range Min	Score Range Max	Cumulative %
811	812	76%
813	815	77%
816	817	78%
818	819	79%
820	821	80%
822	823	81%
824	825	82%
826	827	83%
828	829	84%
830	831	85%
832	834	86%
835	836	87%
837	837	88%
838	838	89%
839	840	90%
841	842	91%
843	844	92%
845	846	93%
847	848	94%
849	850	95%
851	852	96%
853	856	97%
857	861	98%
862	868	99%
869	894	100%



FICO® Bankcard Score 10		
Score Range Min	Score Range Max	Cumulative %
250	440	1%
441	463	2%
464	478	3%
479	490	4%
491	502	5%
503	511	6%
512	521	7%
522	530	8%
531	539	9%
540	549	10%
550	557	11%
558	565	12%
566	573	13%
574	581	14%
582	589	15%
590	596	16%
597	603	17%
604	611	18%
612	617	19%
618	623	20%
624	628	21%
629	634	22%
635	638	23%
639	643	24%
644	648	25%
649	653	26%
654	658	27%
659	662	28%
663	666	29%
667	670	30%
671	674	31%
675	677	32%
678	681	33%
682	685	34%
686	688	35%
689	691	36%

FICO® Bankcard Score 10

Score Range Min	Score Range Max	Cumulative %
692	694	37%
695	698	38%
699	701	39%
702	704	40%
705	707	41%
708	710	42%
711	713	43%
714	716	44%
717	719	45%
720	722	46%
723	726	47%
727	730	48%
731	733	49%
734	737	50%
738	740	51%
741	743	52%
744	747	53%
748	749	54%
750	752	55%
753	755	56%
756	758	57%
759	762	58%
763	765	59%
766	768	60%
769	771	61%
772	774	62%
775	777	63%
778	779	64%
780	782	65%
783	784	66%
785	787	67%
788	790	68%
791	793	69%
794	795	70%
796	798	71%
799	801	72%
802	803	73%
804	805	74%
806	808	75%

FICO® Bankcard Score 10

Score Range Min	Score Range Max	Cumulative %
809	809	76%
810	811	77%
812	814	78%
815	816	79%
817	818	80%
819	820	81%
821	822	82%
823	825	83%
826	827	84%
828	829	85%
830	831	86%
832	833	87%
834	834	88%
835	836	89%
837	838	90%
839	840	91%
841	843	92%
844	846	93%
847	848	94%
849	850	95%
851	852	96%
853	856	97%
857	862	98%
863	867	99%
868	874	100%