

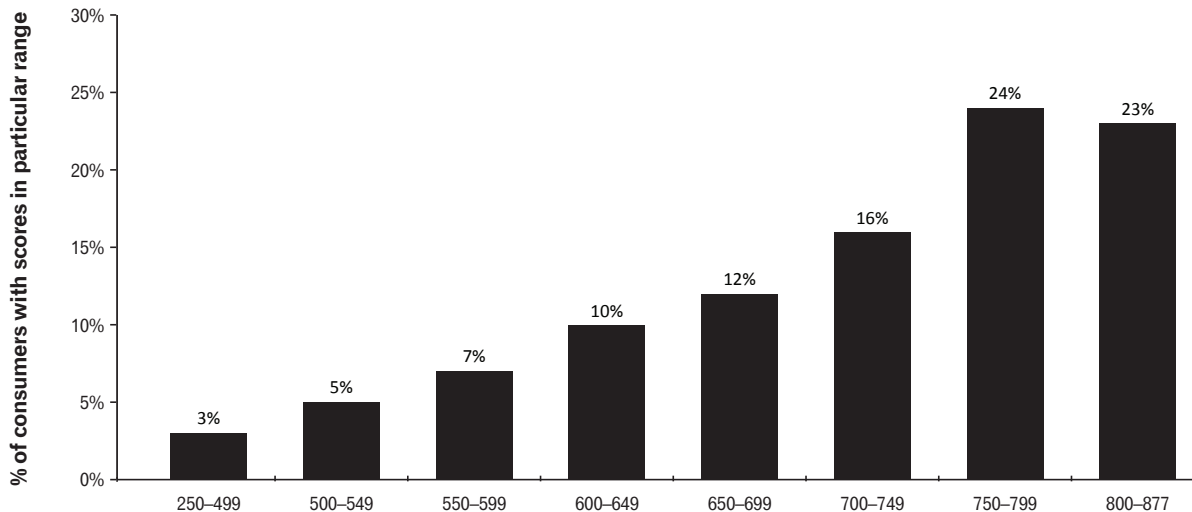


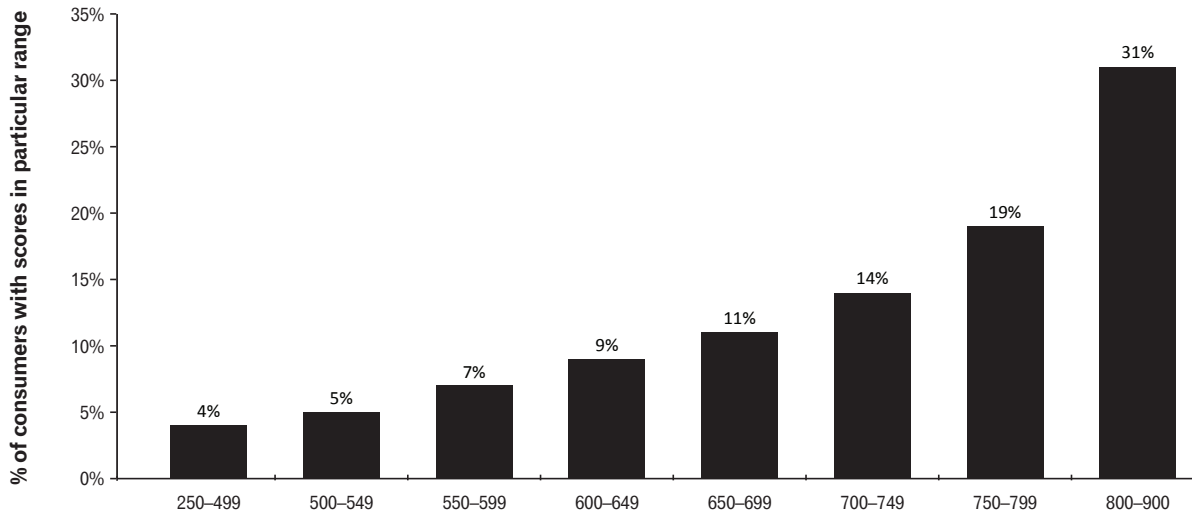
475 Anton Boulevard
Costa Mesa, CA 92626
www.experian.com

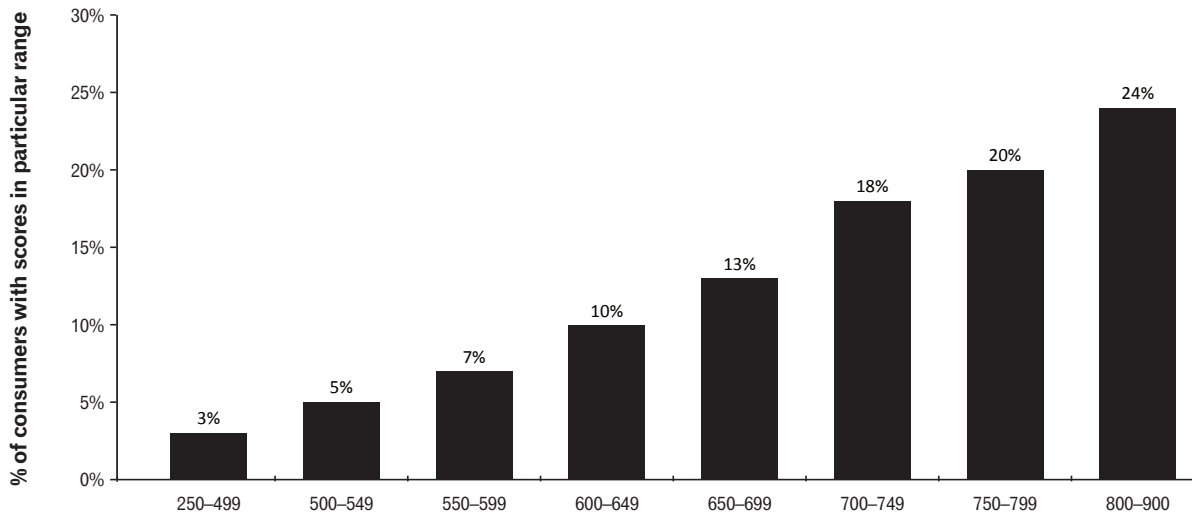
To view a specific graph or table, click on the respective link below.

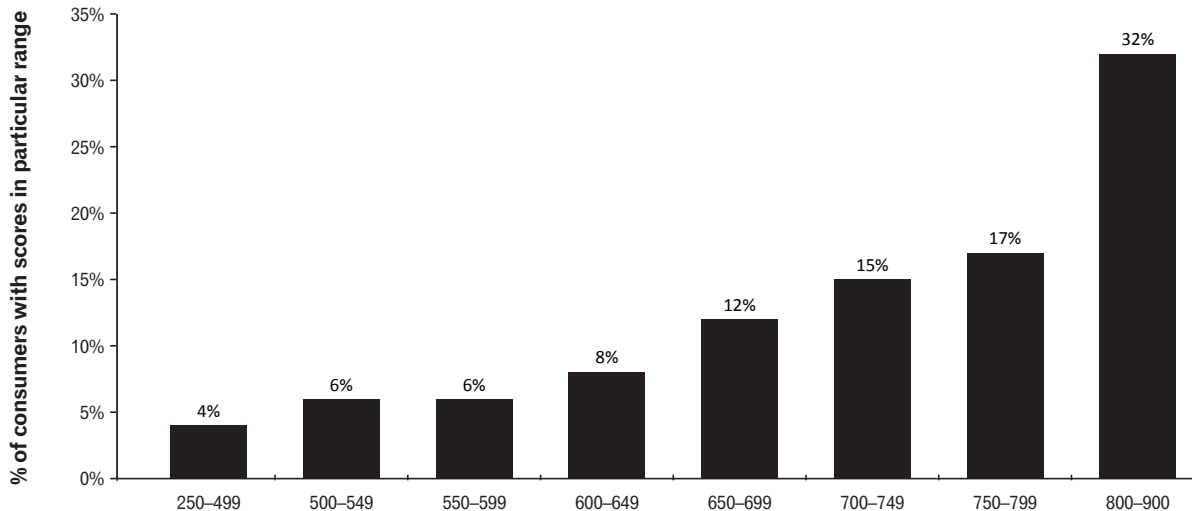
Risk Based Pricing Rule — FICO® Auto Score

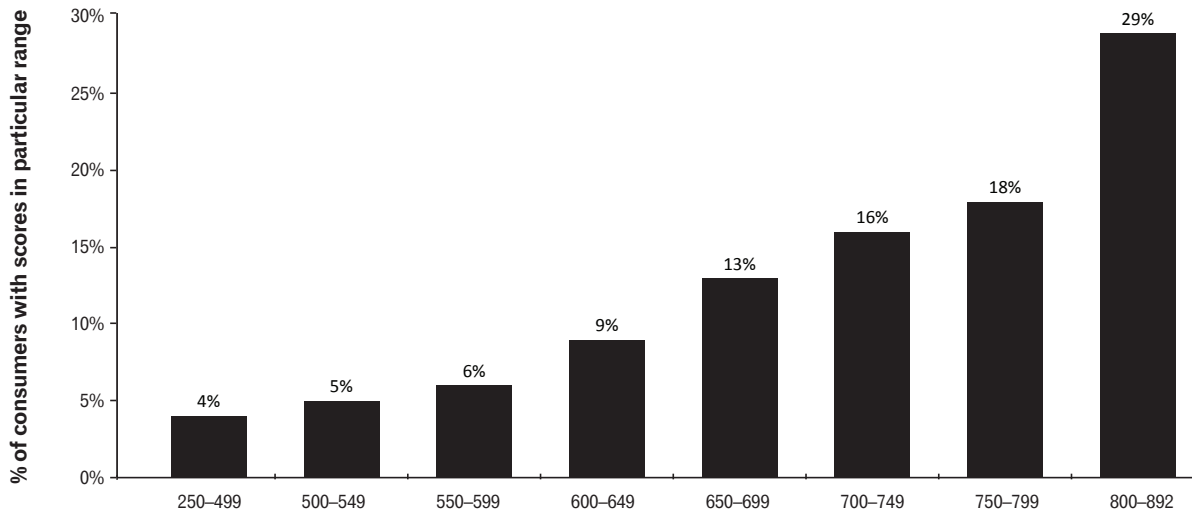
- FICO® Auto Score, 2 Graph, EXF3A-N
- FICO® Auto Score, 2 Table, EXF3A-N
- FICO® Auto Score, 3 Graph, EXF4A-N
- FICO® Auto Score, 3 Table, EXF4A-N
- FICO® Auto Score, 8 Graph, EXF5A-N
- FICO® Auto Score, 8 Table, EXF5A-N
- FICO® Auto Score, 9 Graph, EXF6A-N
- FICO® Auto Score, 9 Table, EXF6A-N
- FICO® Auto Score, 10 Graph EXF7A-N
- FICO® Auto Score, 10 Table, EXF7A-N













FICO® Auto Score 2		
Score Range Min	Score Range Max	Cumulative %
250	454	1%
455	478	2%
479	496	3%
497	510	4%
511	522	5%
523	533	6%
534	542	7%
543	550	8%
551	557	9%
558	565	10%
566	571	11%
572	578	12%
579	584	13%
585	590	14%
591	597	15%
598	603	16%
604	609	17%
610	614	18%
615	619	19%
620	625	20%
626	630	21%
631	634	22%
635	639	23%
640	644	24%
645	648	25%
649	653	26%
654	657	27%
658	662	28%
663	666	29%
667	671	30%
672	675	31%
676	679	32%
680	683	33%
684	687	34%
688	690	35%
691	694	36%

FICO® Auto Score 2

Score Range Min	Score Range Max	Cumulative %
695	698	37%
699	701	38%
702	705	39%
706	708	40%
709	711	41%
712	715	42%
716	718	43%
719	721	44%
722	725	45%
726	728	46%
729	731	47%
732	734	48%
735	737	49%
738	740	50%
741	742	51%
743	745	52%
746	748	53%
749	751	54%
752	753	55%
754	756	56%
757	758	57%
759	761	58%
762	763	59%
764	765	60%
766	768	61%
769	770	62%
771	773	63%
774	774	64%
775	776	65%
777	778	66%
779	781	67%
782	783	68%
784	784	69%
785	786	70%
787	788	71%
789	790	72%
791	792	73%
793	794	74%
795	795	75%

FICO® Auto Score 2

Score Range Min	Score Range Max	Cumulative %
796	797	76%
798	799	77%
800	800	78%
801	802	79%
803	803	80%
804	805	81%
806	806	82%
807	808	83%
809	810	84%
811	812	85%
813	814	86%
815	816	87%
817	818	88%
819	820	89%
821	823	90%
824	825	91%
826	827	92%
828	830	93%
831	834	94%
835	837	95%
838	841	96%
842	846	97%
847	851	98%
852	858	99%
859	877	100%



FICO® Auto Score 3		
Score Range Min	Score Range Max	Cumulative %
250	453	1%
454	474	2%
475	490	3%
491	502	4%
503	513	5%
514	523	6%
524	532	7%
533	540	8%
541	548	9%
549	556	10%
557	564	11%
565	571	12%
572	578	13%
579	586	14%
587	592	15%
593	599	16%
600	605	17%
606	612	18%
613	618	19%
619	623	20%
624	629	21%
630	635	22%
636	640	23%
641	646	24%
647	651	25%
652	655	26%
656	660	27%
661	664	28%
665	669	29%
670	674	30%
675	678	31%
679	682	32%
683	686	33%
687	691	34%
692	695	35%
696	699	36%

FICO® Auto Score 3

Score Range Min	Score Range Max	Cumulative %
700	702	37%
703	706	38%
707	710	39%
711	713	40%
714	717	41%
718	721	42%
722	724	43%
725	728	44%
729	731	45%
732	735	46%
736	738	47%
739	741	48%
742	745	49%
746	747	50%
748	751	51%
752	754	52%
755	757	53%
758	760	54%
761	763	55%
764	766	56%
767	769	57%
770	772	58%
773	775	59%
776	778	60%
779	781	61%
782	783	62%
784	786	63%
787	789	64%
790	790	65%
791	792	66%
793	794	67%
795	797	68%
798	799	69%
800	801	70%
802	803	71%
804	805	72%
806	807	73%
808	809	74%
810	811	75%

FICO® Auto Score 3

Score Range Min	Score Range Max	Cumulative %
812	813	76%
814	815	77%
816	816	78%
817	818	79%
819	819	80%
820	821	81%
822	823	82%
824	826	83%
827	827	84%
828	829	85%
830	831	86%
832	833	87%
834	834	88%
835	836	89%
837	838	90%
839	840	91%
841	842	92%
843	844	93%
845	847	94%
848	851	95%
852	854	96%
855	857	97%
858	864	98%
865	872	99%
873	900	100%



FICO® Auto Score 8		
Score Range Min	Score Range Max	Cumulative %
250	460	1%
461	482	2%
483	496	3%
497	508	4%
509	518	5%
519	528	6%
529	537	7%
538	546	8%
547	554	9%
555	562	10%
563	570	11%
571	576	12%
577	584	13%
585	591	14%
592	597	15%
598	603	16%
604	609	17%
610	614	18%
615	619	19%
620	625	20%
626	630	21%
631	636	22%
637	640	23%
641	645	24%
646	650	25%
651	655	26%
656	659	27%
660	663	28%
664	668	29%
669	672	30%
673	676	31%
677	680	32%
681	683	33%
684	687	34%
688	691	35%
692	694	36%

FICO® Auto Score 8

Score Range Min	Score Range Max	Cumulative %
695	698	37%
699	701	38%
702	704	39%
705	708	40%
709	709	41%
710	712	42%
713	715	43%
716	718	44%
719	721	45%
722	724	46%
725	728	47%
729	730	48%
731	733	49%
734	734	50%
735	738	51%
739	740	52%
741	741	53%
742	743	54%
744	746	55%
747	749	56%
750	752	57%
753	754	58%
755	756	59%
757	760	60%
761	762	61%
763	764	62%
765	767	63%
768	770	64%
771	772	65%
773	775	66%
776	777	67%
778	780	68%
781	782	69%
783	784	70%
785	787	71%
788	790	72%
791	792	73%
793	794	74%
795	797	75%

FICO® Auto Score 8

Score Range Min	Score Range Max	Cumulative %
798	800	76%
801	802	77%
803	804	78%
805	807	79%
808	810	80%
811	812	81%
813	815	82%
816	817	83%
818	820	84%
821	823	85%
824	825	86%
826	828	87%
829	832	88%
833	834	89%
835	837	90%
838	841	91%
842	845	92%
846	848	93%
849	853	94%
854	856	95%
857	862	96%
863	866	97%
867	873	98%
874	881	99%
882	900	100%



FICO® Auto Score 9		
Score Range Min	Score Range Max	Cumulative %
250	448	1%
449	470	2%
471	485	3%
486	496	4%
497	506	5%
507	516	6%
517	524	7%
525	533	8%
534	542	9%
543	551	10%
552	559	11%
560	567	12%
568	575	13%
576	583	14%
584	591	15%
592	598	16%
599	606	17%
607	613	18%
614	619	19%
620	625	20%
626	631	21%
632	637	22%
638	641	23%
642	646	24%
647	651	25%
652	656	26%
657	661	27%
662	666	28%
667	670	29%
671	675	30%
676	679	31%
680	683	32%
684	687	33%
688	691	34%
692	694	35%
695	697	36%

FICO® Auto Score 9

Score Range Min	Score Range Max	Cumulative %
698	700	37%
701	704	38%
705	708	39%
709	711	40%
712	715	41%
716	718	42%
719	720	43%
721	723	44%
724	726	45%
727	729	46%
730	733	47%
734	736	48%
737	739	49%
740	742	50%
743	746	51%
747	750	52%
751	753	53%
754	756	54%
757	760	55%
761	763	56%
764	766	57%
767	770	58%
771	773	59%
774	776	60%
777	779	61%
780	781	62%
782	784	63%
785	788	64%
789	790	65%
791	793	66%
794	796	67%
797	798	68%
799	801	69%
802	803	70%
804	806	71%
807	808	72%
809	811	73%
812	813	74%
814	815	75%

FICO® Auto Score 9

Score Range Min	Score Range Max	Cumulative %
816	817	76%
818	819	77%
820	821	78%
822	825	79%
826	826	80%
827	829	81%
830	831	82%
832	833	83%
834	835	84%
836	837	85%
838	839	86%
840	841	87%
842	843	88%
844	845	89%
846	847	90%
848	849	91%
850	850	92%
851	852	93%
853	854	94%
855	857	95%
858	859	96%
860	864	97%
865	869	98%
870	877	99%
878	900	100%



FICO® Auto Score 10		
Score Range Min	Score Range Max	Cumulative %
250	441	1%
442	464	2%
465	481	3%
482	494	4%
495	505	5%
506	517	6%
518	526	7%
527	536	8%
537	545	9%
546	554	10%
555	562	11%
563	571	12%
572	579	13%
580	587	14%
588	594	15%
595	602	16%
603	609	17%
610	616	18%
617	622	19%
623	628	20%
629	633	21%
634	639	22%
640	644	23%
645	648	24%
649	654	25%
655	658	26%
659	662	27%
663	666	28%
667	671	29%
672	675	30%
676	678	31%
679	682	32%
683	686	33%
687	688	34%
689	692	35%
693	695	36%

FICO® Auto Score 10

Score Range Min	Score Range Max	Cumulative %
696	698	37%
699	701	38%
702	705	39%
706	708	40%
709	711	41%
712	713	42%
714	716	43%
717	719	44%
720	722	45%
723	726	46%
727	729	47%
730	732	48%
733	735	49%
736	739	50%
740	742	51%
743	745	52%
746	748	53%
749	751	54%
752	755	55%
756	757	56%
758	760	57%
761	763	58%
764	766	59%
767	769	60%
770	772	61%
773	775	62%
776	778	63%
779	781	64%
782	784	65%
785	786	66%
787	789	67%
790	791	68%
792	794	69%
795	796	70%
797	799	71%
800	801	72%
802	804	73%
805	806	74%
807	809	75%

FICO® Auto Score 10

Score Range Min	Score Range Max	Cumulative %
810	811	76%
812	813	77%
814	815	78%
816	818	79%
819	821	80%
822	823	81%
824	825	82%
826	828	83%
829	831	84%
832	833	85%
834	836	86%
837	839	87%
840	841	88%
842	844	89%
845	847	90%
848	850	91%
851	853	92%
854	855	93%
856	858	94%
859	861	95%
862	864	96%
865	868	97%
869	873	98%
874	879	99%
880	892	100%