












HOW AMERICANS SPEND THEIR MONEY

	2015	2016	% CHANGE
 AVERAGE INCOME (BEFORE TAXES)	\$69,629	\$74,664	7.2
 AVERAGE EXPENDITURES	\$55,978	\$57,311	2.4
 FOOD	\$7,023	\$7,203	2.6
 HOUSING	\$18,409	\$18,886	2.6
 APPAREL & SERVICES	\$1,846	\$1,803	-2.3
 TRANSPORTATION	\$9,503	\$9,049	-4.8
 HEALTHCARE	\$4,342	\$4,612	6.2
 ENTERTAINMENT	\$2,842	\$2,913	2.5
 CASH CONTRIBUTIONS	\$1,819	\$2,081	14.4
 PERSONAL INSURANCE AND PENSIONS	\$6,349	\$6,831	7.6
 ALL OTHER EXPENDITURES	\$3,845	\$3,933	2.3