

Business Profile – CROCKER INDUSTRIES

Subcode: 344720

Ordered: 09/14/2004 19:09:19



Search inquiry: crocker industries / 100 main / phoenix / AZ / 85012

Company Information

CROCKER INDUSTRIES

100 MAIN STREET
PHOENIX, AZ 85012
(602) 520-1221

Experian File Number:

Y00065396

Experian File Established:

PRIOR TO JANUARY 1977

Year of Incorporation:

10/04/1973

SIC code:

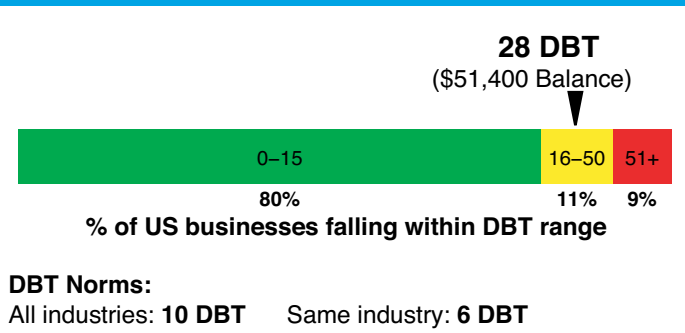
PREPACKAGED COMPUTER SOFTWARE - 7372

Tax ID:

93-0683985

Executive Summary

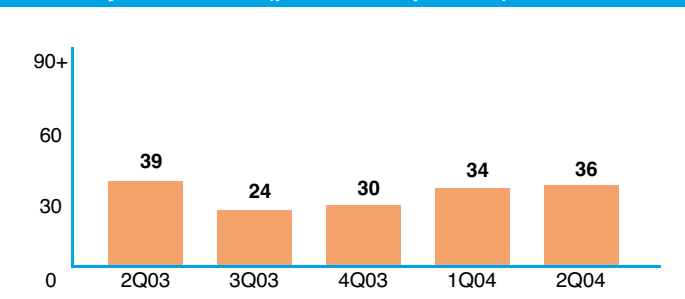
Current DBT range compared to all industries*



Legal Filings and Collections

Bankruptcy filings:	0
Tax lien filings: details (FILED 06/01)	1
Judgment filings: details (FILED 06/98-09/02)	4
Total collections: details (PLACED 09/03-02/04)	5
Sum of legal filings:	\$51,967
UCC filings: details	50
Cautionary UCC filings present?	Yes**

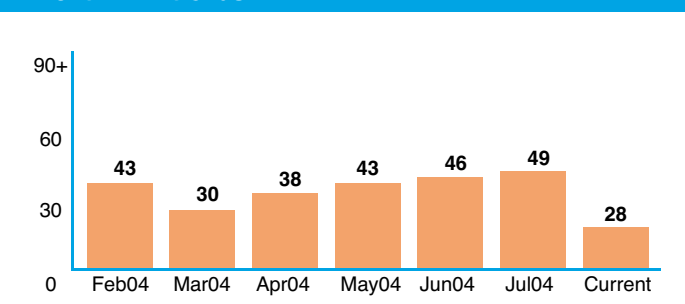
Quarterly DBT trends (previous 5 quarters)



Trade Information

Monthly average DBT:	41
Highest DBT previous 6 months:	49
Highest DBT previous 5 quarters:	49
Total continuous trades:	27
Current continuous trade balance:	\$51,400
Trade balance of all trades (82):	\$434,100
Average balance previous 5 quarters:	\$57,280
Highest credit amount extended: details	\$359,900
6 month balance range:	\$57,200-\$280,700

7 month DBT trends



Performance Analysis

Predicted DBT for 10/20/2004: 25 DBT

Payment Trend Indication:

Show No Identifiable Trend

Industry payment comparison:

Has paid slower than 70% of similar firms

Most Frequent Industry Purchasing Terms:

NET 30, CREDIT, and CONTRCT

* Days Beyond Terms (DBT) is a dollar-weighted calculation of the average number of days that payment was made beyond the invoice due date based on trades on file that have been updated in the previous three months.

** Cautionary UCC Filings include one or more of the following collateral: Accounts, Accounts Receivable, Contracts, Hereafter Acquired Inventory, Leases, Notes Receivable or Proceeds.