

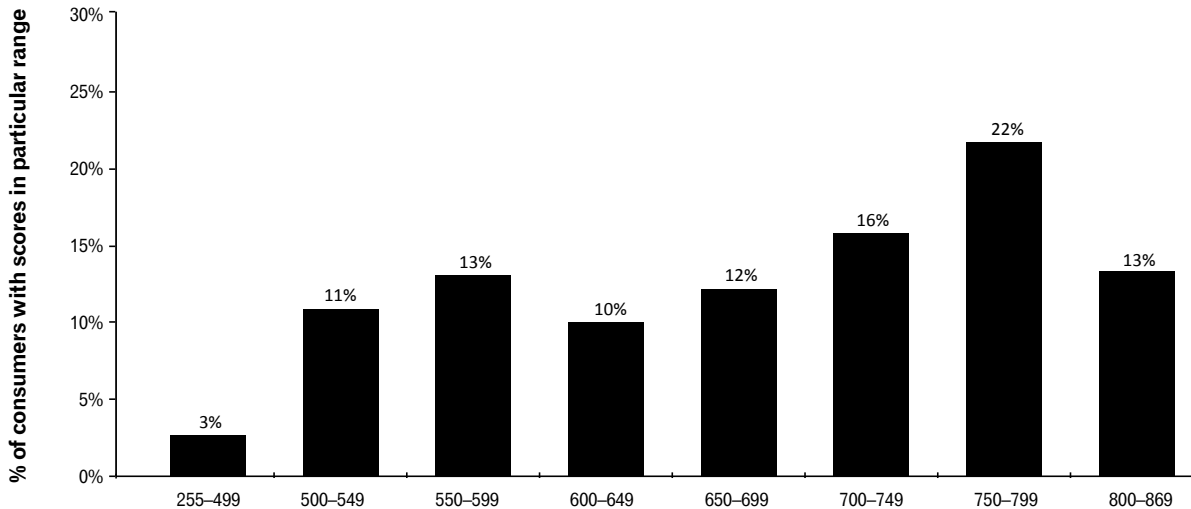


475 Anton Boulevard
Costa Mesa, CA 92626
www.experian.com

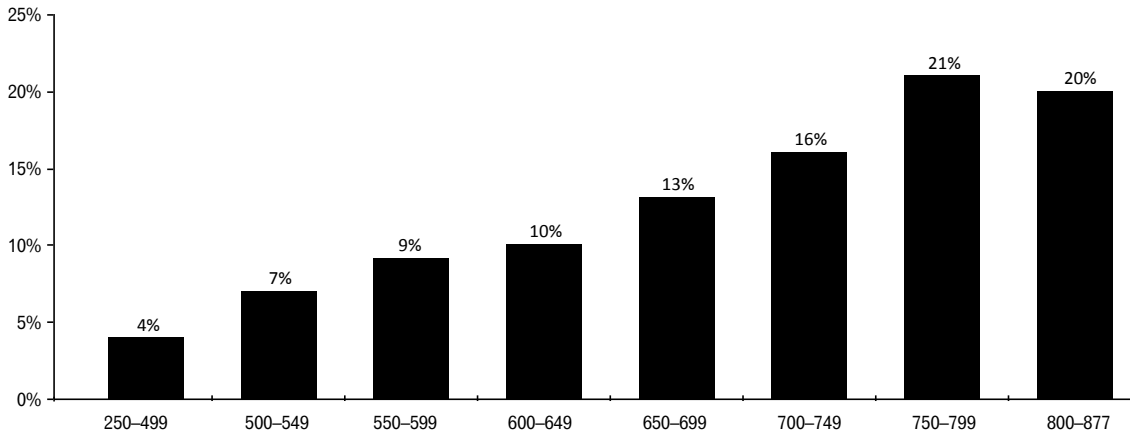
To view a specific graph or table, click on the respective link below.

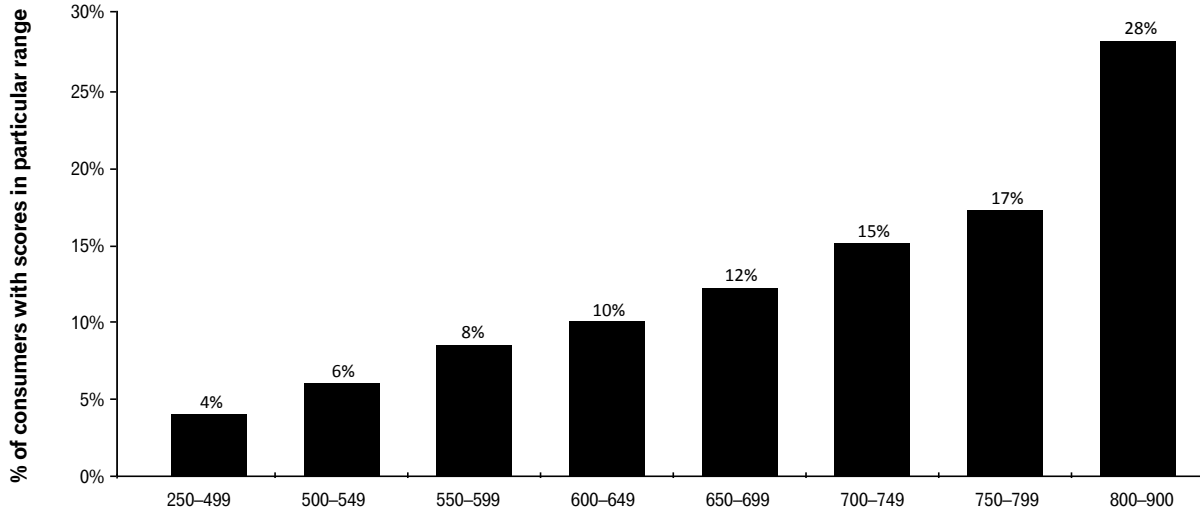
Risk Based Pricing Rule — FICO® Auto Score

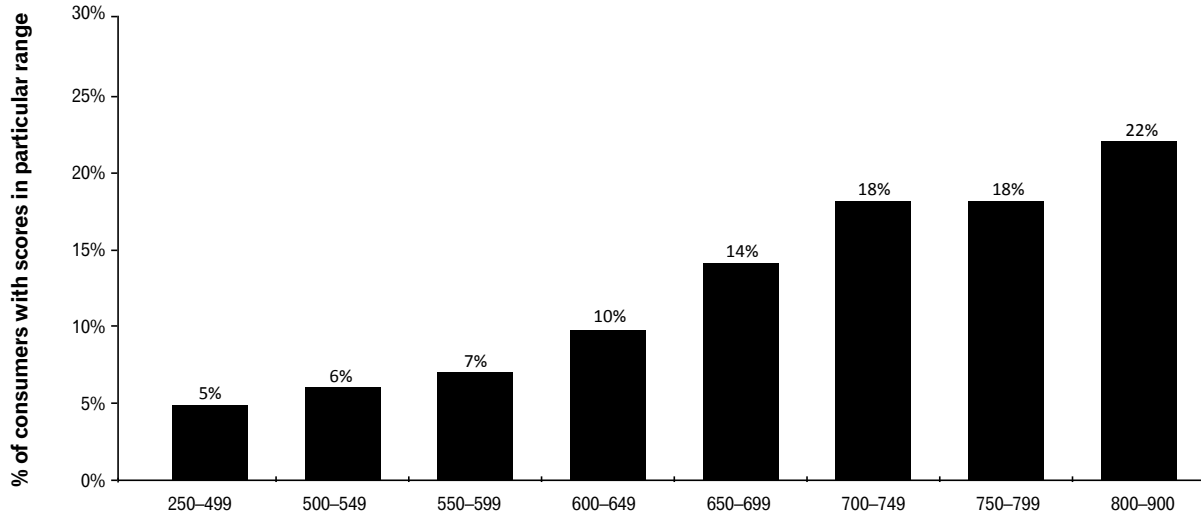
- FICO® Auto Score, 1 Graph EXF2A-I
- FICO® Auto Score, 1 Table, EXF2A-I
- FICO® Auto Score, 2 Graph, EXF3A-I
- FICO® Auto Score, 2 Table, EXF3A-I
- FICO® Auto Score, 3 Graph, EXF4A-I
- FICO® Auto Score, 3 Table, EXF4A-I
- FICO® Auto Score, 8 Graph, EXF5A-I
- FICO® Auto Score, 8 Table, EXF5A-I
- FICO® Auto Score, 9 Graph, EXF6A-I
- FICO® Auto Score, 9 Table, EXF6A-I

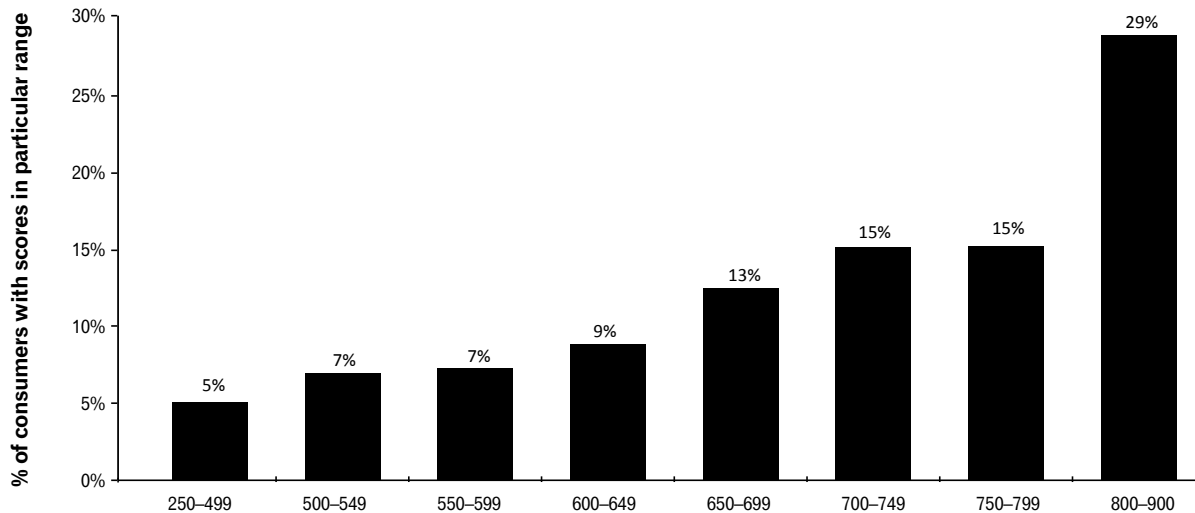


% of consumers with scores in particular range











FICO® Auto Score 1		
Score Range Min	Score Range Max	Cumulative %
255	475	1%
476	491	2%
492	500	3%
501	506	4%
507	512	5%
513	518	6%
519	523	7%
524	528	8%
529	533	9%
534	536	10%
537	539	11%
540	543	12%
544	546	13%
547	550	14%
551	553	15%
554	557	16%
558	561	17%
562	564	18%
565	569	19%
570	572	20%
573	576	21%
577	580	22%
581	584	23%
585	588	24%
589	592	25%
593	597	26%
598	601	27%
602	606	28%
607	611	29%
612	616	30%
617	621	31%
622	626	32%
627	630	33%
631	635	34%
636	639	35%
640	644	36%

FICO® Auto Score 1

Score Range Min	Score Range Max	Cumulative %
645	649	37%
650	653	38%
654	657	39%
658	662	40%
663	666	41%
667	670	42%
671	675	43%
676	678	44%
679	683	45%
684	687	46%
688	690	47%
691	694	48%
695	698	49%
699	702	50%
703	706	51%
707	709	52%
710	713	53%
714	716	54%
717	720	55%
721	723	56%
724	726	57%
727	729	58%
730	732	59%
733	736	60%
737	738	61%
739	741	62%
742	744	63%
745	747	64%
748	750	65%
751	752	66%
753	755	67%
756	758	68%
759	761	69%
762	762	70%
763	765	71%
766	768	72%
769	770	73%
771	773	74%
774	775	75%

FICO® Auto Score 1

Score Range Min	Score Range Max	Cumulative %
776	778	76%
779	780	77%
781	781	78%
782	783	79%
784	785	80%
786	787	81%
788	791	82%
792	793	83%
794	795	84%
796	796	85%
797	798	86%
799	800	87%
801	802	88%
803	803	89%
804	805	90%
806	807	91%
808	810	92%
811	811	93%
812	815	94%
816	818	95%
819	820	96%
821	824	97%
825	828	98%
829	834	99%
835	869	100%



FICO® Auto Score 2		
Score Range Min	Score Range Max	Cumulative %
250	455	1%
456	474	2%
475	488	3%
489	499	4%
500	509	5%
510	516	6%
517	523	7%
524	530	8%
531	537	9%
538	543	10%
544	548	11%
549	553	12%
554	559	13%
560	564	14%
565	569	15%
570	574	16%
575	580	17%
581	586	18%
587	591	19%
592	597	20%
598	603	21%
604	608	22%
609	613	23%
614	618	24%
619	623	25%
624	628	26%
629	633	27%
634	637	28%
638	642	29%
643	647	30%
648	651	31%
652	656	32%
657	659	33%
660	664	34%
665	668	35%
669	672	36%

FICO® Auto Score 2

Score Range Min	Score Range Max	Cumulative %
673	676	37%
677	680	38%
681	684	39%
685	687	40%
688	691	41%
692	694	42%
695	698	43%
699	701	44%
702	705	45%
706	708	46%
709	711	47%
712	715	48%
716	719	49%
720	721	50%
722	725	51%
726	728	52%
729	731	53%
732	734	54%
735	737	55%
738	741	56%
742	743	57%
744	746	58%
747	749	59%
750	752	60%
753	754	61%
755	758	62%
759	761	63%
762	763	64%
764	766	65%
767	769	66%
770	771	67%
772	774	68%
775	776	69%
777	779	70%
780	782	71%
783	784	72%
785	786	73%
787	788	74%
789	790	75%

FICO® Auto Score 2

Score Range Min	Score Range Max	Cumulative %
791	792	76%
793	794	77%
795	795	78%
796	798	79%
799	800	80%
801	802	81%
803	803	82%
804	805	83%
806	807	84%
808	808	85%
809	811	86%
812	813	87%
814	816	88%
817	818	89%
819	820	90%
821	822	91%
823	825	92%
826	827	93%
828	831	94%
832	835	95%
836	838	96%
839	844	97%
845	849	98%
850	857	99%
858	877	100%



FICO® Auto Score 3		
Score Range Min	Score Range Max	Cumulative %
250	452	1%
453	472	2%
473	487	3%
488	497	4%
498	507	5%
508	516	6%
517	524	7%
525	532	8%
533	539	9%
540	546	10%
547	553	11%
554	559	12%
560	566	13%
567	573	14%
574	579	15%
580	585	16%
586	591	17%
592	597	18%
598	603	19%
604	609	20%
610	615	21%
616	620	22%
621	626	23%
627	631	24%
632	636	25%
637	642	26%
643	646	27%
647	651	28%
652	655	29%
656	659	30%
660	663	31%
664	668	32%
669	672	33%
673	676	34%
677	680	35%
681	684	36%

FICO® Auto Score 3

Score Range Min	Score Range Max	Cumulative %
685	688	37%
689	692	38%
693	696	39%
697	699	40%
700	703	41%
704	707	42%
708	710	43%
711	713	44%
714	717	45%
718	720	46%
721	724	47%
725	727	48%
728	730	49%
731	734	50%
735	737	51%
738	741	52%
742	744	53%
745	746	54%
747	750	55%
751	753	56%
754	757	57%
758	760	58%
761	763	59%
764	767	60%
768	770	61%
771	773	62%
774	776	63%
777	780	64%
781	782	65%
783	785	66%
786	788	67%
789	790	68%
791	792	69%
793	795	70%
796	797	71%
798	800	72%
801	802	73%
803	804	74%
805	806	75%

FICO® Auto Score 3

Score Range Min	Score Range Max	Cumulative %
807	809	76%
810	811	77%
812	814	78%
815	815	79%
816	816	80%
817	819	81%
820	820	82%
821	823	83%
824	825	84%
826	827	85%
828	829	86%
830	831	87%
832	833	88%
834	834	89%
835	836	90%
837	839	91%
840	841	92%
842	843	93%
844	846	94%
847	850	95%
851	854	96%
855	857	97%
858	863	98%
864	872	99%
873	900	100%



FICO® Auto Score 8		
Score Range Min	Score Range Max	Cumulative %
250	449	1%
450	470	2%
471	483	3%
484	494	4%
495	502	5%
503	511	6%
512	519	7%
520	527	8%
528	535	9%
536	542	10%
543	549	11%
550	556	12%
557	563	13%
564	571	14%
572	577	15%
578	583	16%
584	590	17%
591	596	18%
597	601	19%
602	606	20%
607	612	21%
613	617	22%
618	622	23%
623	627	24%
628	632	25%
633	637	26%
638	641	27%
642	646	28%
647	651	29%
652	655	30%
656	659	31%
660	663	32%
664	667	33%
668	671	34%
672	675	35%
676	678	36%

FICO® Auto Score 8

Score Range Min	Score Range Max	Cumulative %
679	681	37%
682	685	38%
686	689	39%
690	692	40%
693	695	41%
696	698	42%
699	701	43%
702	704	44%
705	708	45%
709	710	46%
711	713	47%
714	716	48%
717	719	49%
720	722	50%
723	725	51%
726	728	52%
729	731	53%
732	733	54%
734	735	55%
736	738	56%
739	740	57%
741	741	58%
742	744	59%
745	747	60%
748	751	61%
752	754	62%
755	756	63%
757	759	64%
760	762	65%
763	765	66%
766	767	67%
768	771	68%
772	774	69%
775	776	70%
777	780	71%
781	782	72%
783	785	73%
786	787	74%
788	791	75%

FICO® Auto Score 8

Score Range Min	Score Range Max	Cumulative %
792	793	76%
794	796	77%
797	798	78%
799	802	79%
803	804	80%
805	807	81%
808	811	82%
812	813	83%
814	816	84%
817	820	85%
821	822	86%
823	825	87%
826	828	88%
829	832	89%
833	835	90%
836	838	91%
839	843	92%
844	846	93%
847	851	94%
852	855	95%
856	859	96%
860	865	97%
866	872	98%
873	879	99%
880	900	100%



FICO® Auto Score 9		
Score Range Min	Score Range Max	Cumulative %
250	445	1%
446	465	2%
466	479	3%
480	490	4%
491	499	5%
500	507	6%
508	514	7%
515	522	8%
523	530	9%
531	537	10%
538	545	11%
546	552	12%
553	560	13%
561	567	14%
568	574	15%
575	581	16%
582	588	17%
589	595	18%
596	602	19%
603	608	20%
609	615	21%
616	621	22%
622	627	23%
628	632	24%
633	637	25%
638	641	26%
642	645	27%
646	649	28%
650	654	29%
655	659	30%
660	664	31%
665	668	32%
669	673	33%
674	677	34%
678	680	35%
681	684	36%

FICO® Auto Score 9

Score Range Min	Score Range Max	Cumulative %
685	688	37%
689	691	38%
692	695	39%
696	697	40%
698	701	41%
702	704	42%
705	708	43%
709	711	44%
712	715	45%
716	718	46%
719	720	47%
721	723	48%
724	726	49%
727	729	50%
730	733	51%
734	736	52%
737	739	53%
740	742	54%
743	746	55%
747	750	56%
751	754	57%
755	757	58%
758	760	59%
761	764	60%
765	767	61%
768	770	62%
771	773	63%
774	777	64%
778	780	65%
781	783	66%
784	787	67%
788	790	68%
791	793	69%
794	796	70%
797	798	71%
799	801	72%
802	804	73%
805	807	74%
808	810	75%

FICO® Auto Score 9

Score Range Min	Score Range Max	Cumulative %
811	813	76%
814	815	77%
816	818	78%
819	820	79%
821	824	80%
825	826	81%
827	828	82%
829	831	83%
832	833	84%
834	835	85%
836	838	86%
839	840	87%
841	842	88%
843	844	89%
845	846	90%
847	848	91%
849	850	92%
851	852	93%
853	854	94%
855	856	95%
857	859	96%
860	864	97%
865	869	98%
870	876	99%
877	900	100%